

***MNM Stock Broking Private Limited***

***CIN. U93030GJ2010PTC062882***

***Registered Address:***

***101-102, 1St Floor, J.P.Complex, Opp.C N Vidhyalaya, Nr. Ambawadi Circle, Ambawadi, Ahmedabad,  
Gujarat 380015***

***Audited Balance Sheet as on 31-Mar-2022***

***Auditors:***

***A.M.N & Co.  
Chartered Accountants  
302, Mahakant Complex,  
Opp. V.S. Hospital, Ellisbridge,  
Ahmedabad - 380 006.  
E-mail: caumarabbasi@yahoo.com***

**MNM Stock Broking Private Limited**

**Audited Balance Sheet as at 31-Mar-2022**

*Amount in thousand unless otherwise stated*

Particulars	Sch No.	As At	As At
		31-Mar-22	31-Mar-21
<b>I. Equity And Liabilities</b>			
<b>(1) Shareholders' Funds</b>			
(A) Share Capital	1	28,000.00	28,000.00
(B) Reserves & Surplus	2	1,746.55	708.79
(C) Monies Recived Against Share Warrant		0.00	0.00
<b>(2) Share Application Money Pending Allotment</b>		0.00	0.00
<b>(3) Non Current Liabilities</b>			
(A) Long Term Borrowings	3	2,195.93	4,531.03
(B) Deferred tax liabilities (Net)		0.00	0.00
(C) Other Long term liabilities		0.00	0.00
(D) Long term provisions		0.00	0.00
<b>(4) Current Liabilities</b>			
(A) Short term borrowings	4	9.09	9.09
(B) Trade payables			
(A) Total outstanding dues of micro enterprises and small enterprises		0.00	0.00
(B) Total outstanding dues of Creditors other than micro enterprises and small enterprises	5	52,902.60	24,035.81
(C) Other Current Liabilities	6	14,908.74	2,301.35
(D) Short term Provisions	7	1,541.23	1,480.13
<b>Total of Equity And Liabilities</b>		<b>1,01,304.13</b>	<b>61,066.20</b>
<b>II. Assets</b>			
<b>(1) Non Current Assets</b>			
(A) Property, Plant and Equipment and Intangible Assets	8		
(i) Property, Plant and Equipment		2,102.06	2,590.46
(ii) Intangible Assets		1,623.50	351.63
(B) Non-Current Investment	9	2.60	102.59
(C) Deferred tax Assets (Net)		399.04	433.74
(D) Long Term Loans and Advances	10	370.00	2,077.90
(E) Other Non Current assets	11	61,928.89	22,749.15
<b>(2) Current Assets</b>			
(A) Current investment		0.00	0.00
(B) Trade Receivables	12	0.00	5,555.48
(C) Cash & Cash Equivalents	13	34,613.24	26,022.97
(D) Short Term Loans & Advances	14	264.80	869.67
(E) Other Current Assets	15	0.00	312.62
<b>Total of Assets</b>		<b>1,01,304.13</b>	<b>61,066.20</b>
<p><b>Significant Accounting Policies &amp; Notes to Accounts</b> 1 to 19                      The accompanying notes are an integral part of the Financial Statements                      As per our attached report of even date</p> <p>Date: 15-Sep-2022                      Place: Ahmedabad</p> <p>For A.M.N &amp; Co.                      (Chartered Accountants)</p> <p>For and on behalf of the Board of                      MNM Stock Broking Private Limited</p> <p align="center"><b>FOR, MNM STOCK BROKING PVT. LTD.</b></p> <p align="center"><i>Nilesh Modi</i>  <b>DIRECTOR/AUTHORISED SIGNATORY</b></p> <p><i>Manisha Modi</i>  <b>DIRECTOR</b></p> <p>M M Abbasi                      Partner                      Membership no : 146646                      FRN No: 127554W                      UDIN: 22146646AWBDLS4927</p>			

**MNM Stock Broking Private Limited**

**Statement Of Audited Profit & Loss Ac For The Year Ended On 31-Mar-2022**

*Amount in thousand unless otherwise stated*

Particulars	Sch No.	31-Mar-22	31-Mar-21
<b>I. Income</b>			
(A) Revenue From Operations		20,027.62	15,158.52
(B) Other Income	15	593.55	1,083.11
<b>Total of Income</b>		<b>20,621.16</b>	<b>16,241.64</b>
<b>II. Expenses</b>			
(A) Cost of Good Sold		0.00	0.00
(B) Change in Inventories:			
Finished goods		0.00	0.00
Work-in-progress		0.00	0.00
Stock-in-trade		0.00	0.00
(C) Depreciation and Amortisation Expenses	16	1,273.67	1,468.53
(D) Employee Benefits Expense	17	8,624.45	5,305.79
(E) Finance Cost	18	395.79	814.39
(F) Admin & Selling Expenses	19	8,874.80	7,893.99
(G) Other Expenses		0.00	0.00
<b>Total of Expenses</b>		<b>19,168.71</b>	<b>15,482.70</b>
<b>III. Profit before tax</b>		<b>1,452.45</b>	<b>758.94</b>
(A) Less: Tax Expenses			
Current Tax		380.00	100.00
Deferred Tax		34.70	-39.56
<b>IV Profit/(Loss) for the period</b>		<b>1,037.75</b>	<b>698.50</b>
<b>Earning Per Share (In Rs.):</b>			
(A) Basic		0.37	0.25
(B) Diluted		0.37	0.25

Significant Accounting Policies & Notes to Accounts 1 to 19

The accompanying notes are an integral part of the Financial Statements

As per our attached report of even date

Date: 15-Sep-2022

Place: Ahmedabad

For A.M.N & Co.  
(Chartered Accountants)



M M Abbasi  
Partner

Membership no : 146646

FRN No: 127554W

UDIN: 22146646AWBDLS4927

For and on behalf of the Board of  
MNM Stock Broking Private Limited

FOR, MNM STOCK BROKING PVT. LTD.

DIRECTOR/AUTHORISED SIGNATORY

Nilesh Modi  
Director

Manisha Modi  
Director



**MNM Stock Broking Private Limited**

Notes Forming Part Of Audited Balance Sheet as at 31-Mar-2022

**Sch 1 Share Capital**

Amount in thousand unless otherwise stated

Sr No	Particulars	31-Mar-22		31-Mar-21	
		Number of shares	Amount	Number of shares	Amount
<b>(a) Authorised Share Capital</b>					
	3000000 Equity shares of Rs.10/- each with voting rights	30,00,000	30,000.00	30,00,000	30,000.00
<b>(b) Issued, Subscribed and Paid up</b>					
	2800000 Equity shares of Rs.10 each with voting rights	28,00,000	28,000.00	28,00,000	28,000.00
	<b>Total</b>	<b>28,00,000</b>	<b>28,000.00</b>	<b>28,00,000</b>	<b>28,000.00</b>

**List of Shareholders holding more than 5% share capital**

Sr No	Name of Shareholders	No. of Shares	% of Share	Value/Share (in Rs.)	Total Value
1	Nilesh K. Modi	10,20,000.00	34.00%	10.00	10,200.00
2	Manisha N. Modi	9,90,000.00	33.00%	10.00	9,900.00
3	Kinjal P. Modi	9,90,000.00	33.00%	10.00	9,900.00
	<b>Total</b>	<b>30,00,000.00</b>	<b>100%</b>		<b>30,000.00</b>

**Sch - 1 (A) - Shares Held By Promotors**

As At 31-Mar-2022

Sr No.	Promotor's Name	No of shares	% of total shares	% Change during the year
1	Nilesh K. Modi	10,20,000.00	34.00%	0.00%
2	Manisha N. Modi	9,90,000.00	33.00%	0.00%
3	Kinjal P. Modi	9,90,000.00	33.00%	0.00%
	<b>Total</b>	<b>30,00,000.00</b>	<b>100.00%</b>	

As At 31-Mar-2021

Sr No.	Promotor's Name	No of shares	% of total shares	% Change during the year
1	Nilesh K. Modi	10,20,000.00	34.00%	0.00%
2	Manisha N. Modi	9,90,000.00	33.00%	0.00%
3	Kinjal P. Modi	9,90,000.00	33.00%	0.00%
	<b>Total</b>	<b>30,00,000.00</b>	<b>100.00%</b>	



FOR, MNM STOCK BROKING PVT. LTD.  
 [Signature]  
 DIRECTOR/AUTHORISED SIGNATORY



**MNM Stock Broking Private Limited**

Notes Forming Part Of Audited Balance Sheet as at 31-Mar-2022

*Amount in thousand unless otherwise stated*

Particulars	As At	As At
	31-Mar-22	31-Mar-21
<b>Sch 2 Reserves &amp; Surplus</b>		
<b>Profit And Loss Statement Balance</b>		
As per last Balance Sheet	708.79	10.30
Add: Profit/ (Loss) For the Year	1,037.75	698.50
Profit Transferred to Reserve & Surplus	1,746.55	708.79
<b>Total of Reserves &amp; Surplus</b>	<b>1,746.55</b>	<b>708.79</b>
<b>Sch 3 Long Term Borrowings</b>		
<b>Secured Borrowings</b>		
- HDFC Vehicle Loan	1,393.26	2,578.04
<b>Unsecured Borrowings</b>		
- Unsecured Loans from Directors & Relatives	802.66	1,952.99
<b>Total of Long Term Borrowings</b>	<b>2,195.93</b>	<b>4,531.03</b>
<b>Sch 4 Short term borrowings</b>		
- Edel wise Financial Limited	9.09	9.09
<b>Total of Short term borrowings</b>	<b>9.09</b>	<b>9.09</b>
<b>Sch 6 Other Current Liabilities</b>		
- Deposit From Franchise	384.39	355.84
- Post Paid Expenses	0.00	224.49
- Statutory Dues Payable	1,856.27	1,246.08
- IL&FS NSE FNO Derivatives initial margin deposit	374.95	374.95
- IL&FS BSE Currency Account	100.00	100.00
- Daily Margin Account	12,062.59	0.00
- BSE Additional Surveilance Deposit	130.54	0.00
<b>Total of Other Current Liabilities</b>	<b>14,908.74</b>	<b>2,301.35</b>
<b>Sch 7 Short term Provisions</b>		
- Provision For Statutory and Audit Fees	300.00	300.00
- Provision for Income Tax	320.80	203.17
- Unpaid Salaries and Directors' Remuneration	920.43	976.96
<b>Total of Short term Provisions</b>	<b>1,541.23</b>	<b>1,480.13</b>
<b>Sch 9 Non-Current Investment</b>		
<b>Investment in Unquoted Shares</b>		
- The Kalupur Co. op. ank Limited	2.60	2.60
- Investment In MNM Stock broking IFSC Pvt Ltd Share Application	0.00	99.99
<b>Total of Non-Current Investment</b>	<b>2.60</b>	<b>102.59</b>



FOR, MNM STOCK BROKING PVT. LTD.  
*Munish*  
 DIRECTOR/AUTHORISED SIGNATORY

## MNM Stock Broking Private Limited

Notes Forming Part Of Audited Balance Sheet as at 31-Mar-2022

Amount in thousand unless otherwise stated

Particulars	As At	As At
	31-Mar-22	31-Mar-21
<b>Sch 10 Long Term Loans and Advances</b>		
- MNM Comtrade Private Limited	370.00	370.00
- NPR Infotech Pvt Ltd	0.00	1,707.90
<b>Total of Long Term Loans and Advances</b>	<b>370.00</b>	<b>2,077.90</b>
<b>Sch 11 Other Non Current assets</b>		
- BSE BASE Minimum Fees	125.00	125.00
- BSE Securities Deposit	1,000.00	1,000.00
- CDSL Deposit	500.00	500.00
- Edelweiss NSE FNO Derivative Initial Margin	3,415.05	2,148.61
- IL&FS NSE Derivatives initial margin deposit	2,500.00	2,500.00
- NSCCIL Deposit	1,500.00	1,500.00
- National Stock Exchange of India (Security Deposit)	8,500.00	8,500.00
- Refundable Deposit IL&FS (SSL)	103.61	103.61
- MCX Exchange Deposit	750.00	750.00
- Telephone Deposit	1.50	1.50
- ILFS BSE Commodity Account	421.16	421.16
- BSE CDS Edelweiss Margin	3,173.76	3,926.03
- Edelweiss MCX Derviative Initial Margin	502.55	504.01
- Indian Clearing Co. Ltd Deposit	25,869.23	769.23
- Globe Margin Account	13,567.03	0.00
<b>Total of Other Non Current assets</b>	<b>61,928.89</b>	<b>22,749.15</b>
<b>Sch 13 Cash &amp; Cash Equivalents</b>		
- Cash on hand	786.10	748.15
- Bank balance inclusive of fixed deposits	33,827.14	25,274.82
<b>Total of Cash &amp; Cash Equivalents</b>	<b>34,613.24</b>	<b>26,022.97</b>
<b>Sch 14 Short Term Loans &amp; Advances</b>		
- Balance With Tax Authority	0.00	244.69
- Short term Loan And Advances	214.79	213.04
- Prepaid Expenses	50.00	411.94
<b>Total of Short Term Loans &amp; Advances</b>	<b>264.80</b>	<b>869.67</b>
<b>Sch 15 Other Current Assets</b>		
- Preliminary expenses (To the extent not written off or adjustment)	0.00	312.62
<b>Total of Other Current Assets</b>	<b>0.00</b>	<b>312.62</b>



FOR, MNM STOCK BROKING PRIVATE LTD.  
*Munish*  
 DIRECTOR/AUTHORISED SIGNATORY



**MNM Stock Broking Private Limited**

Notes Forming Part Of Audited Balance Sheet as at 31-Mar-2022

**Sch 5 Trade payables**

**Figures For the Current Reporting Period**

*Amount in thousand unless otherwise stated*

Sr No	Particulars	Outstanding for following periods from due date of payment				Total
		Less than 1 Year	1-2 Years	2-3 Years	More than 3 Years	
1	MSME	0.00	0.00	0.00	0.00	0.00
2	Dispute dues - MSME	0.00	0.00	0.00	0.00	0.00
3	Dispute dues	0.00	0.00	0.00	0.00	0.00
4	Others	52,902.60	0.00	0.00	0.00	52,902.60
<b>Total of Trade payables</b>		<b>52,902.60</b>	<b>0.00</b>	<b>0.00</b>	<b>0.00</b>	<b>52,902.60</b>

**Figures For Previous Reporting Period**

Sr No	Particulars	Outstanding for following periods from due date of payment				Total
		Less than 1 Year	1-2 Years	2-3 Years	More than 3 Years	
1	MSME	0.00	0.00	0.00	0.00	0.00
2	Dispute dues - MSME	0.00	0.00	0.00	0.00	0.00
3	Dispute dues	0.00	0.00	0.00	0.00	0.00
4	Others	24,035.81	0.00	0.00	0.00	24,035.81
<b>Total of Trade payables</b>		<b>24,035.81</b>	<b>0.00</b>	<b>0.00</b>	<b>0.00</b>	<b>24,035.81</b>



FOR, MNM STOCK BROKING PVT. LTD.  
*Munish*  
 DIRECTOR/AUTHORISED SIGNATORY



**Sch 12 Trade Receivables**

**Figures For the Current Reporting Period**

Sr No	Particulars	Outstanding for following periods from due date of payment					Total
		Less than 6 Months	6 Months -1 Year	1-2 Years	2-3 Years	More than 3 Years	
1	Undisputed Trade Receivables-Considered Goods	0.00	0.00	0.00	0.00	0.00	0.00
2	Undisputed Trade Receivables-Considered Doubtful	0.00	0.00	0.00	0.00	0.00	0.00
3	Disputed Trade Receivables-Considered Goods	0.00	0.00	0.00	0.00	0.00	0.00
4	Disputed Trade Receivables-Considered Doubtful	0.00	0.00	0.00	0.00	0.00	0.00
5	Others	0.00	0.00	0.00	0.00	0.00	0.00
<b>Total of Trade Receivables</b>		<b>0.00</b>	<b>0.00</b>	<b>0.00</b>	<b>0.00</b>	<b>0.00</b>	<b>0.00</b>

**Figures For Previous Reporting Period**

Sr No	Particulars	Outstanding for following periods from due date of payment					Total
		Less than 6 Months	6 Months -1 Year	1-2 Years	2-3 Years	More than 3 Years	
1	Undisputed Trade Receivables-Considered Goods	0.00	0.00	0.00	0.00	0.00	0.00
2	Undisputed Trade Receivables-Considered Doubtful	0.00	0.00	0.00	0.00	0.00	0.00
3	Disputed Trade Receivables-Considered Goods	0.00	0.00	0.00	0.00	0.00	0.00
4	Disputed Trade Receivables-Considered Doubtful	0.00	0.00	0.00	0.00	0.00	0.00
5	Others	5,555.48	0.00	0.00	0.00	0.00	5,555.48
<b>Total of Trade Receivables</b>		<b>5,555.48</b>	<b>0.00</b>	<b>0.00</b>	<b>0.00</b>	<b>0.00</b>	<b>5,555.48</b>



FOR: MNM STOCK BROKING PVT LTD  
 MAMUN  
 DIRECTOR/AUTHORISED SIGNATORY

## MNM Stock Broking Private Limited

Notes Forming Part Of Audited Profit & Loss Account For The Year Ended on 31-Mar-2022

*Amount in thousand unless otherwise stated*

Particulars	31-Mar-22	31-Mar-21
<b>Sch 15 Other Income</b>		
- Exchange Related Income	0.00	12.92
- Interest Income	593.55	941.47
- Income Tax Refund - Excess Paid	0.00	122.72
- Other income	0.00	6.00
<b>Total of Other Income</b>	<b>593.55</b>	<b>1,083.11</b>
<b>Sch 16 Depreciation and Amortisation Expenses</b>		
- Depreciation	961.06	1,052.35
- Preliminary Expenses Written Off	312.62	416.18
<b>Total of Depreciation and Amortisation Expenses</b>	<b>1,273.67</b>	<b>1,468.53</b>
<b>Sch 17 Employee Benefits Expense</b>		
- Director Remuneration	2,100.00	1,569.00
- Salaries to Staff	6,524.45	3,736.79
<b>Total of Employee Benefits Expense</b>	<b>8,624.45</b>	<b>5,305.79</b>
<b>Sch 18 Finance Cost</b>		
- Bank Charges	97.97	87.70
- Franking Expenses	145.60	98.45
- Interest Exp.	152.22	618.24
- Proccesing Charges	0.00	10.00
<b>Total of Finance Cost</b>	<b>395.79</b>	<b>814.39</b>



FOR, MNM STOCK BROKING PVT. LTD.  
*[Signature]*  
 DIRECTOR/AUTHORISED SIGNATORY



## MNM Stock Broking Private Limited

Notes Forming Part Of Audited Profit & Loss Account For The Year Ended on 31-Mar-2022

Amount in thousand unless otherwise stated

Particulars	31-Mar-22	31-Mar-21
<b>Sch 19 Admin &amp; Selling Expenses</b>		
- Accounting, Statutory and Audit Fees	300.00	410.00
- Brokerage Related Expense	3,914.79	3,510.32
- BSE Annual Membership charge & other Charges	67.00	76.00
- CDSL Related Expense	155.13	175.71
- Clearing Charges	30.83	0.00
- Commission Expense	37.77	16.44
- Electricity Expense	331.68	217.42
- Exchange Audit Fees	200.00	302.00
- Exchange Related Expense	692.71	436.58
- Income Tax Expense	21.44	103.17
- Insurance Expense	0.00	83.09
- Internet Exp	80.00	101.61
- Intrest on TDS	5.75	1.01
- KRA Charges	11.97	9.57
- Cosultancy Charges	40.00	0.00
- Legal & Professional Charges	34.66	48.00
- Membership & Registration Fees	110.00	89.44
- MCX Lease Line Charges	84.00	0.00
- Munciple Tax	97.16	0.00
- NSE Annual Membership charge & other chares	14.78	0.00
- ODIN Charges	427.99	704.11
- Office Expense	1,156.13	447.02
- Office Rent Expensee	270.00	270.00
- Petrol & Diesel Expense	211.67	67.18
- Postage & Courier Exp	17.99	15.89
- Recruitment charges	0.00	34.00
- Repairs & Maintenance Expense	457.46	571.89
- Rounding off	-0.08	0.00
- Stationary & Printing Expense	20.42	68.46
- Tea & Refereshment Expense	14.18	38.34
- Telephone, Mobile & Internet Expense	69.36	71.06
- Travelling & Conveyance Expense	0.00	25.67
<b>Total of Admin &amp; Selling Expenses</b>	<b>8,874.80</b>	<b>7,893.99</b>



FOR MNM STOCK BROKING PVT.LTD  
*M. M. M. M.*  
 DIRECTOR/AUTHORISED SIGNATORY



**MNM Stock Broking Private Limited**

Details Of Depreciation On Fixed Assets As On 31-Mar-2022 Under Companies Act 2013

Sch 8 Property, Plant and Equipment and Intangible Assets


Amount in thousand unless otherwise stated

Sr. No.	Description	Rate	Gross Block				Depreciation				Profit/(Loss) On sale of Asset	Net Block		
			As At	Addition	Deduction	As At	Up To	For The	Deduction	Up To		As At	As At	
			01-Apr-21			31-Mar-22	01-Apr-21	Year		31-Mar-22		31-Mar-22	31-Mar-21	
(A)	Computer System Hardware													
	- Computer System - hardware	18.10%	58.36	0.00	0.00	58.36	0.00	10.56	0.00	10.56	0.00	47.80	58.36	
	- Computer System - hardware	18.10%	0.85	0.00	0.00	0.85	0.00	0.15	0.00	0.15	0.00	0.69	0.85	
	- Computer System - hardware	18.10%	1.74	0.00	0.00	1.74	0.00	0.32	0.00	0.32	0.00	1.43	1.74	
	- Computer System - hardware	18.10%	1.29	0.00	0.00	1.29	0.00	0.23	0.00	0.23	0.00	1.06	1.29	
	- Computer System - hardware	18.10%	0.88	0.00	0.00	0.88	0.00	0.16	0.00	0.16	0.00	0.72	0.88	
	- Computer System - hardware	18.10%	1.20	0.00	0.00	1.20	0.00	0.22	0.00	0.22	0.00	0.98	1.20	
	- Computer System - hardware	18.10%	1.88	0.00	0.00	1.88	0.00	0.34	0.00	0.34	0.00	1.54	1.88	
	- Computer System - hardware	18.10%	1.88	0.00	0.00	1.88	0.00	0.34	0.00	0.34	0.00	1.54	1.88	
	- Computer System - hardware	18.10%	1.69	0.00	0.00	1.69	0.00	0.31	0.00	0.31	0.00	1.38	1.69	
	- Computer System - hardware	18.10%	2.27	0.00	0.00	2.27	0.00	0.41	0.00	0.41	0.00	1.86	2.27	
	- Computer System - hardware	18.10%	2.27	0.00	0.00	2.27	0.00	0.41	0.00	0.41	0.00	1.86	2.27	
	- Computer System - hardware	18.10%	2.27	0.00	0.00	2.27	0.00	0.41	0.00	0.41	0.00	1.86	2.27	
	- Computer System - hardware	18.10%	2.62	0.00	0.00	2.62	0.00	0.47	0.00	0.47	0.00	2.14	2.62	
	- Computer System - hardware	18.10%	9.39	0.00	0.00	9.39	0.00	1.70	0.00	1.70	0.00	7.69	9.39	
	- Computer System - hardware	18.10%	28.63	0.00	0.00	28.63	0.00	5.18	0.00	5.18	0.00	23.45	28.63	
	- Computer System - hardware	18.10%	49.76	0.00	0.00	49.76	0.00	9.01	0.00	9.01	0.00	40.75	49.76	
	- Motor Vehicle - Range Rover	31.23%	1,470.63	0.00	0.00	1,470.63	0.00	459.28	0.00	459.28	0.00	1,011.35	1,470.63	
	- Computer System - Computer	18.10%	0.00	37.63	0.00	37.63	0.00	8.65	0.00	8.65	0.00	28.97	0.00	
	- Computer System - Computer	18.10%	0.00	49.00	0.00	49.00	0.00	11.22	0.00	11.22	0.00	37.78	0.00	
	- Computer System - Computer	18.10%	0.00	2.65	0.00	2.65	0.00	0.43	0.00	0.43	0.00	2.22	0.00	
	- Computer System - Computer	18.10%	0.00	7.20	0.00	7.20	0.00	0.53	0.00	0.53	0.00	6.67	0.00	
	- Printer - HP 1005	18.10%	0.00	18.43	0.00	18.43	0.00	3.28	0.00	3.28	0.00	15.15	0.00	
	<b>Total of Computer System Hardware</b>		<b>1,638.49</b>	<b>114.91</b>	<b>0.00</b>	<b>1,753.40</b>	<b>0.00</b>	<b>513.78</b>	<b>0.00</b>	<b>513.78</b>	<b>0.00</b>	<b>1,239.63</b>	<b>1,638.49</b>	



FOR, MNM STOCK BROKING PVT. LTD.  
*Mamta N. Dandekar*  
 MAMTA N. DANDEKAR  
 DIRECTOR/AUTHORISED SIGNATORY

(B)	<b>Office Equipment</b>													
	- Air Conditioner	18.10%	64.29	0.00	0.00	64.29	0.00	11.64	0.00	11.64	0.00	52.65	64.29	
	- Air Conditioner	18.10%	19.86	0.00	0.00	19.86	0.00	3.60	0.00	3.60	0.00	16.27	19.86	
	- Air Conditioner	18.10%	19.86	0.00	0.00	19.86	0.00	3.60	0.00	3.60	0.00	16.27	19.86	
	- Air Conditioner	18.10%	19.86	0.00	0.00	19.86	0.00	3.60	0.00	3.60	0.00	16.27	19.86	
	- Air Conditioner	18.10%	15.96	0.00	0.00	15.96	0.00	2.89	0.00	2.89	0.00	13.07	15.96	
	- Air Conditioner	18.10%	32.93	0.00	0.00	32.93	0.00	5.96	0.00	5.96	0.00	26.97	32.93	
	- Air Conditioner - 07-08-2020	18.10%	17.23	0.00	0.00	17.23	0.00	3.12	0.00	3.12	0.00	14.11	17.23	
	- Apple Air Podes	18.10%	19.69	0.00	0.00	19.69	0.00	3.56	0.00	3.56	0.00	16.13	19.69	
	- Leshok Jr Jr - Water Dispenser	18.10%	184.34	0.00	0.00	184.34	0.00	33.37	0.00	33.37	0.00	150.97	184.34	
	- Office Equipment - Mobile - Iphone	18.10%	41.15	0.00	0.00	41.15	0.00	7.45	0.00	7.45	0.00	33.70	41.15	
	- Office Equipment - UPS Battery	18.10%	30.83	0.00	0.00	30.83	0.00	5.58	0.00	5.58	0.00	25.27	30.83	
	- Office Equipment - Watch - I Watch	18.10%	14.63	0.00	0.00	14.63	0.00	2.65	0.00	2.65	0.00	11.98	14.63	
	- Office equipment - Amplife	18.10%	1.94	0.00	0.00	1.94	0.00	0.35	0.00	0.35	0.00	1.58	1.94	
	- Office equipment - Attendance Systems	18.10%	2.15	0.00	0.00	2.15	0.00	0.39	0.00	0.39	0.00	1.76	2.15	
	- Office equipment - Camera Systems	18.10%	15.45	0.00	0.00	15.45	0.00	2.80	0.00	2.80	0.00	12.65	15.45	
	- Office equipment - Camera Systems	18.10%	5.25	0.00	0.00	5.25	0.00	0.95	0.00	0.95	0.00	4.30	5.25	
	- Office equipment - Camera Systems	18.10%	14.61	0.00	0.00	14.61	0.00	2.64	0.00	2.64	0.00	11.96	14.61	
	- Office equipment - Camera Systems	18.10%	2.82	0.00	0.00	2.82	0.00	0.51	0.00	0.51	0.00	2.31	2.82	
	- Office equipment - Electronic Cash Counting Machine	18.10%	2.33	0.00	0.00	2.33	0.00	0.42	0.00	0.42	0.00	1.91	2.33	
	- Office equipment - Fire Extinguisher	18.10%	1.07	0.00	0.00	1.07	0.00	0.19	0.00	0.19	0.00	0.88	1.07	
	- Office equipment - Mobile	18.10%	52.87	0.00	0.00	52.87	0.00	9.57	0.00	9.57	0.00	43.30	52.87	
	- Office equipment - Nas Systems	18.10%	1.64	0.00	0.00	1.64	0.00	0.30	0.00	0.30	0.00	1.34	1.64	
	- Office equipment - Tea & Coffee machine	18.10%	4.17	0.00	0.00	4.17	0.00	0.76	0.00	0.76	0.00	3.42	4.17	
	- Office equipment - Television	18.10%	8.81	0.00	0.00	8.81	0.00	1.59	0.00	1.59	0.00	7.21	8.81	
	- Office equipment - UPS Battery	18.10%	1.54	0.00	0.00	1.54	0.00	0.28	0.00	0.28	0.00	1.26	1.54	
	- Office equipment - UPS Battery	18.10%	15.28	0.00	0.00	15.28	0.00	2.76	0.00	2.76	0.00	12.51	15.28	
	- Finger Attendance System	18.10%	0.00	7.00	0.00	7.00	0.00	1.02	0.00	1.02	0.00	5.98	0.00	
	- Camera03022022	18.10%	0.00	111.62	0.00	111.62	0.00	8.23	0.00	8.23	0.00	103.39	0.00	
	<b>Total of Office Equipment</b>		<b>610.58</b>	<b>118.62</b>	<b>0.00</b>	<b>729.20</b>	<b>0.00</b>	<b>119.77</b>	<b>0.00</b>	<b>119.77</b>	<b>0.00</b>	<b>609.43</b>	<b>610.58</b>	
(C)	<b>Furniture &amp; Fixtures</b>													
	- Furniture & Fixtures - 18-11-2014	25.89%	1.83	0.00	0.00	1.83	0.00	0.47	0.00	0.47	0.00	1.36	1.83	
	- Furniture & Fixtures - 12-06-2020	25.89%	36.96	0.00	0.00	36.96	0.00	9.57	0.00	9.57	0.00	27.39	36.96	
	- Furniture & Fixtures - 12-06-2020	25.89%	12.16	0.00	0.00	12.16	0.00	3.15	0.00	3.15	0.00	9.01	12.16	
	- Furniture & Fixtures - 19-03-2021	25.89%	211.34	0.00	0.00	211.34	0.00	54.72	0.00	54.72	0.00	156.62	211.34	
	- Furniture & Fixtures (Cabin Glass Vinyl work)	25.89%	7.45	0.00	0.00	7.45	0.00	1.93	0.00	1.93	0.00	5.52	7.45	
	- Furniture & Fixtures (Cabin Glass)	25.89%	71.66	0.00	0.00	71.66	0.00	18.55	0.00	18.55	0.00	53.10	71.66	
	<b>Total of Furniture &amp; Fixtures</b>		<b>341.39</b>	<b>0.00</b>	<b>0.00</b>	<b>341.39</b>	<b>0.00</b>	<b>88.39</b>	<b>0.00</b>	<b>88.39</b>	<b>0.00</b>	<b>253.01</b>	<b>341.39</b>	




FOR, MNM STOCK BROKING PVT. LTD.

*Mansel*  
 DIRECTOR/AUTHORISED SIGNATORY



(D)	Computer Softwares														
	- Computer System - software	39.30%	4.10	0.00	0.00	4.10	0.00	1.61	0.00	1.61	0.00	2.49	4.10		
	- Computer System - software	39.30%	3.45	0.00	0.00	3.45	0.00	1.36	0.00	1.36	0.00	2.10	3.45		
	- Computer System - software	39.30%	3.03	0.00	0.00	3.03	0.00	1.19	0.00	1.19	0.00	1.84	3.03		
	- Computer System - software	39.30%	2.05	0.00	0.00	2.05	0.00	0.80	0.00	0.80	0.00	1.24	2.05		
	- Computer System - software	39.30%	4.00	0.00	0.00	4.00	0.00	1.57	0.00	1.57	0.00	2.43	4.00		
	- Computer System - software	39.30%	2.45	0.00	0.00	2.45	0.00	0.96	0.00	0.96	0.00	1.48	2.45		
	- Computer System - software	39.30%	88.74	0.00	0.00	88.74	0.00	34.88	0.00	34.88	0.00	53.87	88.74		
	- Computer System - software	39.30%	15.11	0.00	0.00	15.11	0.00	5.94	0.00	5.94	0.00	9.17	15.11		
	- Computer System - software	39.30%	13.81	0.00	0.00	13.81	0.00	5.43	0.00	5.43	0.00	8.39	13.81		
	- Computer System - software (Addition)	39.30%	2.37	0.00	0.00	2.37	0.00	0.93	0.00	0.93	0.00	1.44	2.37		
	- Computer System - software (Mobile application)	39.30%	7.57	0.00	0.00	7.57	0.00	2.97	0.00	2.97	0.00	4.59	7.57		
	- Computer System - software (Back office software)	39.30%	21.03	0.00	0.00	21.03	0.00	8.27	0.00	8.27	0.00	12.77	21.03		
	- Computer Software (MCX - Back office)	39.30%	183.92	0.00	0.00	183.92	0.00	72.28	0.00	72.28	0.00	111.64	183.92		
	- Software A/c	39.30%	0.00	1,511.00	0.00	1,511.00	0.00	100.94	0.00	100.94	0.00	1,410.06	0.00		
	<b>Total of Computer Softwares</b>		<b>351.63</b>	<b>1,511.00</b>	<b>0.00</b>	<b>1,862.63</b>	<b>0.00</b>	<b>239.13</b>	<b>0.00</b>	<b>239.13</b>	<b>0.00</b>	<b>1,623.50</b>	<b>351.63</b>		
	<b>Grand Total</b>		<b>2,942.09</b>	<b>1,744.53</b>	<b>0.00</b>	<b>4,686.62</b>	<b>0.00</b>	<b>961.06</b>	<b>0.00</b>	<b>961.06</b>	<b>0.00</b>	<b>3,725.56</b>	<b>2,942.09</b>		



FOR, MNM STOCK BROKING PVT. LTD.  
*Meesy*  
 DIRECTOR/AUTHORISED SIGNATORY



MNM Stock Broking Private Limited

Depreciation Chart as on 31-Mar-2022

Amount in thousand unless otherwise stated


Sr. No.	Particular of Assets	Date Of Purchase Of New / Existing Asset	Original Cost of the assets	Rate of Depreciation	WDV as on 31.03.2021	Addition During the year	Depreciation on Opening WDV	Depreciation on Addition during the year 2021-22	Total depreciation for the FY 2021-22
(A)	<b>Computer System Hardware</b>								
	- Computer System - hardware	12-Feb-15	10,29,289	18.10%	58,364	0.00	10.56	0.00	10.56
	- Computer System - hardware	10-Oct-16	57,000	18.10%	847	0.00	0.15	0.00	0.15
	- Computer System - hardware	30-Dec-16	77,775	18.10%	1,745	0.00	0.32	0.00	0.32
	- Computer System - hardware	2-Mar-17	43,500	18.10%	1,292	0.00	0.23	0.00	0.23
	- Computer System - hardware	2-May-17	21,750	18.10%	880	0.00	0.16	0.00	0.16
	- Computer System - hardware	2-May-17	21,750	18.10%	880	0.00	0.16	0.00	0.16
	- Computer System - hardware	30-Jun-17	21,750	18.10%	1,197	0.00	0.22	0.00	0.22
	- Computer System - hardware	30-Jun-17	34,213	18.10%	1,882	0.00	0.34	0.00	0.34
	- Computer System - hardware	30-Jun-17	34,213	18.10%	1,882	0.00	0.34	0.00	0.34
	- Computer System - hardware	5-Oct-17	20,127	18.10%	1,687	0.00	0.31	0.00	0.31
	- Computer System - hardware	7-Dec-17	21,526	18.10%	2,271	0.00	0.41	0.00	0.41
	- Computer System - hardware	7-Dec-17	21,526	18.10%	2,271	0.00	0.41	0.00	0.41
	- Computer System - hardware	7-Dec-17	21,526	18.10%	2,271	0.00	0.41	0.00	0.41
	- Computer System - hardware	20-Jan-18	21,483	18.10%	2,619	0.00	0.47	0.00	0.47
	- Computer System - hardware	19-Jun-18	24,073	18.10%	9,391	0.00	1.70	0.00	1.70
	- Computer System - hardware	23-May-18	78,750	18.10%	28,628	0.00	5.18	0.00	5.18
	- Computer System - hardware	23-Oct-18	96,776	18.10%	49,761	0.00	9.01	0.00	9.01
	- Motor Vehicle - Range Rover	30-Jan-18	50,46,460	31.23%	14,70,626	0.00	459.28	0.00	459.28
	- Computer System - Computer	9-Jul-21	37,625	18.10%	-	37.63	0.00	8.65	8.65
	- Computer System - Computer	10-Jul-21	49,000	18.10%	-	49.00	0.00	11.22	11.22
	- Computer System - Computer	24-Sep-21	2,650	18.10%	-	2.65	0.00	0.43	0.43
	- Computer System - Computer	5-Jan-22	7,200	18.10%	-	7.20	0.00	0.53	0.53
	- Printer - HP 1005	7-Sep-21	18,432	18.10%	-	18.43	0.00	3.28	3.28
	<b>Total of Computer System Hardware</b>		<b>6,808.39</b>		<b>16,38,494</b>	<b>114.91</b>	<b>489.66</b>	<b>24.11</b>	<b>513.78</b>
(B)	<b>Office Equipment</b>								
	- Air Conditioner	11-Dec-16	1,55,704	18.10%	64,285	0.00	11.64	0.00	11.64
	- Air Conditioner	28-Dec-17	43,750	18.10%	19,864	0.00	3.60	0.00	3.60
	- Air Conditioner	28-Dec-17	43,750	18.10%	19,864	0.00	3.60	0.00	3.60
	- Air Conditioner	28-Dec-17	43,750	18.10%	19,864	0.00	3.60	0.00	3.60
	- Air Conditioner	28-Dec-17	35,156	18.10%	15,962	0.00	2.89	0.00	2.89
	- Air Conditioner	20-Apr-18	60,937	18.10%	32,928	0.00	5.96	0.00	5.96
	- Air Conditioner - 07-08-2020	7-Aug-20	17,969	18.10%	17,233	0.00	3.12	0.00	3.12
	- Apple Air Podes	5-Aug-20	20,678	18.10%	19,693	0.00	3.56	0.00	3.56
	- Levehuk Jr Iv - Water Dispenser	7-Feb-21	1,86,017	18.10%	1,84,339	0.00	33.37	0.00	33.37
	- Office Equipment - Mobile - Iphone	8-Sep-19	56,250	18.10%	41,153	0.00	7.45	0.00	7.45



FOR: MNM STOCK BROKING PVT. LTD.  
 Director/AUTHORISED SIGNATORY



- Office Equipment - UPS Battery	27-Jul-19	48,000	18.10%	30,854	0.00	5.58	0.00	5.58
- Office Equipment - Watch - I Watch	10-Apr-19	25,847	18.10%	14,631	0.00	2.63	0.00	2.63
- Office equipment- Amplifier	4-Jan-17	6,000	18.10%	1,935	0.00	0.35	0.00	0.35
- Office equipment- Attendance Systems	3-Jan-17	6,670	18.10%	2,149	0.00	0.39	0.00	0.39
- Office equipment- Camera Systems	25-Oct-16	50,750	18.10%	15,447	0.00	2.80	0.00	2.80
- Office equipment- Camera Systems	25-Jun-17	13,095	18.10%	5,253	0.00	0.95	0.00	0.95
- Office equipment- Camera Systems	24-Jul-17	35,684	18.10%	14,607	0.00	2.64	0.00	2.64
- Office equipment- Camera Systems	19-Oct-17	6,500	18.10%	2,821	0.00	0.51	0.00	0.51
- Office equipment- Electronic Cash Counting Machine	14-Apr-17	12,500	18.10%	2,331	0.00	0.42	0.00	0.42
- Office equipment- Fire Extinguisher	16-Jun-17	3,105	18.10%	1,069	0.00	0.19	0.00	0.19
- Office equipment- Mobile	30-Aug-18	1,00,446	18.10%	52,866	0.00	9.57	0.00	9.57
- Office equipment- Nas Systems	1-Aug-17	25,600	18.10%	1,635	0.00	0.30	0.00	0.30
- Office equipment- Tea & Coffee machine	29-Dec-16	13,000	18.10%	4,173	0.00	0.76	0.00	0.76
- Office equipment- Television	21-Apr-17	22,999	18.10%	8,807	0.00	1.59	0.00	1.59
- Office equipment- UPS Battery	8-May-17	36,750	18.10%	1,537	0.00	0.28	0.00	0.28
- Office equipment- UPS Battery	13-Jul-20	16,000	18.10%	15,275	0.00	2.76	0.00	2.76
- Finger Attendance System	14-Oct-21	7,000	18.10%	-	7.00	0.00	1.02	1.02
- Camera05022022	5-Jan-22	1,11,620	18.10%	-	111.62	0.00	8.23	8.23
<b>Total of Office Equipment</b>		<b>1,205.53</b>		<b>610.58</b>	<b>118.62</b>	<b>110.51</b>	<b>9.25</b>	<b>119.77</b>
<b>(C) Furniture &amp; Fixtures</b>								
- Furniture & Fixtures - 18-11-2014	18-Nov-14	14,100	25.89%	1,833	0.00	0.47	0.00	0.47
- Furniture & Fixtures - 12-06-2020	12-Jun-20	40,000	25.89%	36,960	0.00	9.57	0.00	9.57
- Furniture & Fixtures - 12-06-2020	17-Jun-20	13,137	25.89%	12,155	0.00	3.15	0.00	3.15
- Furniture & Fixtures - 19-03-2021	19-Mar-21	2,12,000	25.89%	2,11,338	0.00	54.72	0.00	54.72
- Furniture & Fixtures (Cabin Glass Vinyl work)	10-Jul-19	10,800	25.89%	7,452	0.00	1.93	0.00	1.93
- Furniture & Fixtures (Cabin Glass)	28-Jun-19	1,04,202	25.89%	71,656	0.00	18.55	0.00	18.55
<b>Total of Furniture &amp; Fixtures</b>		<b>394.24</b>		<b>341.39</b>	<b>0.00</b>	<b>88.39</b>	<b>0.00</b>	<b>88.39</b>
<b>(D) Computer Softwares</b>								
- Computer System - software	20-May-15	2,00,000	39.30%	4,101	0.00	1.61	0.00	1.61
- Computer System - software	25-Mar-15	1,90,112	39.30%	3,452	0.00	1.36	0.00	1.36
- Computer System - software	29-Dec-14	2,00,000	39.30%	3,030	0.00	1.19	0.00	1.19
- Computer System - software	11-Dec-15	65,000	39.30%	2,047	0.00	0.80	0.00	0.80
- Computer System - software	5-Jul-16	79,548	39.30%	3,997	0.00	1.57	0.00	1.57
- Computer System - software	16-Mar-16	64,530	39.30%	2,445	0.00	0.96	0.00	0.96
- Computer System - software	17-Sep-18	3,00,000	39.30%	88,742	0.00	34.88	0.00	34.88
- Computer System - software	4-Oct-18	50,000	39.30%	15,107	0.00	5.94	0.00	5.94
- Computer System - software	28-Jan-19	40,000	39.30%	13,814	0.00	5.43	0.00	5.43
- Computer System - software (Addition)	13-Apr-18	10,000	39.30%	2,373	0.00	0.93	0.00	0.93
- Computer System - software (Mobile application)	23-May-18	30,000	39.30%	7,566	0.00	2.97	0.00	2.97
- Computer System - software (Back office software)	1-May-16	4,80,000	39.30%	21,034	0.00	8.27	0.00	8.27
- Computer Software (MCX - Back office)	17-Jul-19	3,50,000	39.30%	1,83,918	0.00	72.28	0.00	72.28
- Software A/c	28-Oct-21	15,11,000	39.30%	0.00	1,511.00	0.00	100.94	100.94
<b>Total of Computer Softwares</b>		<b>3,570.19</b>		<b>351.63</b>	<b>1,511.00</b>	<b>138.19</b>	<b>100.94</b>	<b>239.13</b>
<b>Grand Total</b>		<b>11,978.35</b>		<b>2,942.09</b>	<b>1,744.53</b>	<b>826.75</b>	<b>134.31</b>	<b>961.06</b>



FOR, MNM STOCK BROKING PVT. LTD.  
*Murugan*  
 DIRECTOR/AUTHORISED SIGNATORY